

Dr Yusuf Dadoo Primary School

Reinforcement-Home Language

Monday

Make good sentences with these words in your homework book:

bought

thought

brought

fought

Tuesday

Make good sentences with these words in your homework book:

caught

taught

slaughter

daughter

naught

Wednesday

Complete the sentences using these words.

mooi vrugte tuin groente saad

kleurvol water bome groei

Daar is _____ op die
 _____. Die blomme is
 _____. Die _____ het
 _____ nodig om te
 _____. Ek hou van
 _____ soos wortels en
 kool. Ons _____ is baie
 _____.

Thursday

Learn for spelling test tomorrow

bait

bucket

docks

caught

catch

thought

fresh

bought

insides

taught

Afrikaans

gras

grond

groen

groei

Dr Yusuf Dadoo Primary School

Reinforcement-Mathematics

Monday

$$20c + 50c + 30c =$$

$$R1,20 + R2,50 =$$

$$R10 + R20 + R50 =$$

$$75c - 25c =$$

$$R1,50 - 50c =$$

$$R120 - R50 =$$

Wednesday

Convert to Rands

Eg, 250c = R2,50

$$325c = \underline{\hspace{2cm}}$$

$$799c = \underline{\hspace{2cm}}$$

$$1050c = \underline{\hspace{2cm}}$$

$$100c = \underline{\hspace{2cm}}$$

Convert to Cents

Eg, R3,25 = 325c

$$R1,99 = \underline{\hspace{2cm}}$$

$$R20,00 = \underline{\hspace{2cm}}$$

$$R12,50 = \underline{\hspace{2cm}}$$

$$R0,99 = \underline{\hspace{2cm}}$$

Tuesday

Complete: Money patterns

1) R10, R20, R____, R____, R50,
R60, R____, R____,
R____, R____.

2) R20, R40, R____, R____, R____.

3) R50, R____, R150, R____, R____
R300, R____, R____, R450,
R____.

4) R100, R____, R300, R____, R____,
R600, R____, R____, R____, R____.

Thursday

There are ____ 5c in 50c.

There are ____ 20c in R1.

There are ____ 50c in R2.

There are ____ R2 in R10.

There are ____ R10 in R100.

There are ____ 10c in R1,50.

Fishing With Dad

Dad and I love to go fishing together. We always go fishing on Saturday mornings.

First we collect mussels from the rocks to use for bait.

Next we open the mussels over a bucket to catch all the juice.

We mix in some stale bread. Then we drive to the docks.

It's great fun down at the docks. There's always something happening.

A lot of people go there to fish.

We say "Hi!" to all our friends.

First we put the bait onto our fish-hooks.

Then we throw a little bait into the water

..and the fish go mad. All you have to do is throw in your fishing line and you'll catch lots of fish.

After we've caught about twenty fish, we stop. We can't eat more than that.

We pack up and go home. We always carry the fish home in a bucket of sea water to keep them fresh.

At home, Dad takes the scales off the fish.

We cook some chips in the oven and fry the fish in a big frying pan.

Dad says that when I get older, we should buy a boat. But I think that fishing from the docks is just fine.

Our cat doesn't mind how we fish, as long as we bring the fish home!

Catching Fish

Making a Fishing Line

If you want to try fishing, you could make your own handline.

You will need:

*a short piece of wood, as thick as a broom handle

*some fishing line(enough to reach right down into the water)

*a cork







*some very small hooks.

1. Tie one end of the line to the piece of wood, and the other end to the cork.
2. Near the cork, make three or four loops in the line, like this.
3. Tie one hook onto each of the loops.

When you aren't using the handline, put pieces of cork on the tips of the hooks. They are very sharp.

Don't go fishing by yourself. Always go with an older friend or relation. They can help you put bait on the hooks.

Match the written value to the groups of coins of that value.

	<p>fifty rand</p>
	<p>three rand and fifty cents</p>
	<p>twenty five cents</p>
	<p>twelve rand and ninety five cents</p>
	<p>eighty five cents</p>
	<p>ten rand</p>


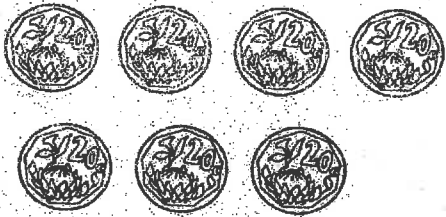



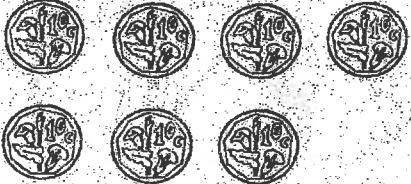






Date:

• Number: MONEY

I always count my change before I leave a shop.



Colour the coins that make up the coin in the first column

	 _____ twenty cent coins	 _____ fifty cent coins
	 _____ five cent coins	 _____ ten cent coins
	 _____ twenty cent coins	 _____ fifty cent coins
	 _____ One rand coins	 _____ fifty cent coins

Teacher's comment



27. Buying clothes

These children want to buy clothes. Look at the pictures and answer the questions.



How much does she still need?



How much change must she get?



How much change must he get?



How much does he still need?



Can she buy the scarf? Why?



How much change must he get?

LO 1: Numbers, Operations and Relationships
 The learner is working towards achieving the following Assessment Standards:

- Solves money problems involving totals and change in rands and cents including converting between rands and cents.
- Can perform calculations, using appropriate symbols, to solve problems involving:
 - addition and subtraction of whole numbers with at least 3 digits
 - multiplication of at least whole 2-digit by 1-digit numbers
 - division of at least whole 2-digit by 1-digit numbers
 - estimation
- Performs mental calculations involving:
 - addition and subtraction for numbers to at least 50
 - multiplication of whole numbers with quotients to at least 50